


# UNIVERSAL VOLTAGE POWER PACKS

## | BZ-50 SERIES

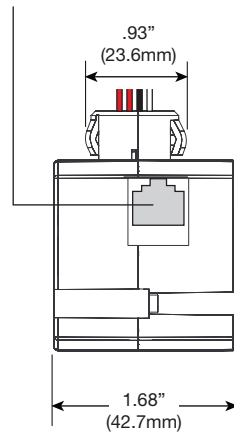
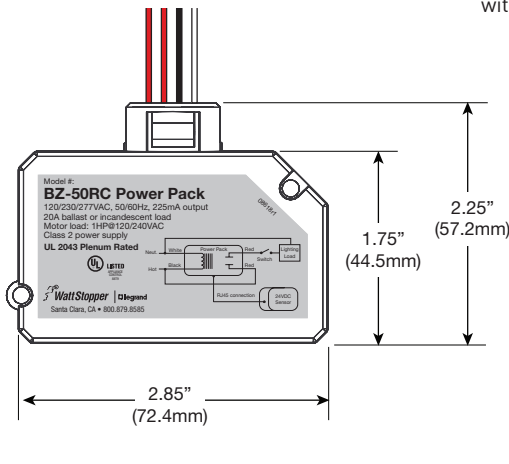


### Product Overview

The BZ-50RC power pack is the foundation for a low voltage lighting control system. The BZ-50RC supplies low voltage power to FS occupancy sensors and other control devices that are equipped with an RJ45 jack.

The BZ-50RC switches line voltage in response to signals from control devices. The BZ-50RC power pack is attached to an existing junction box or mounted into a fixture wiring tray.

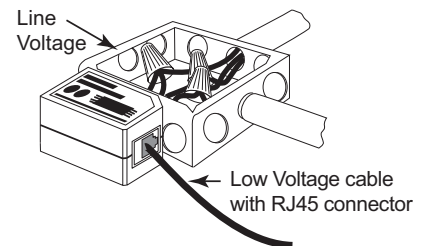
The BZ-50RC includes a RJ45 receptacle for easy plug and play with all low voltage FS sensors

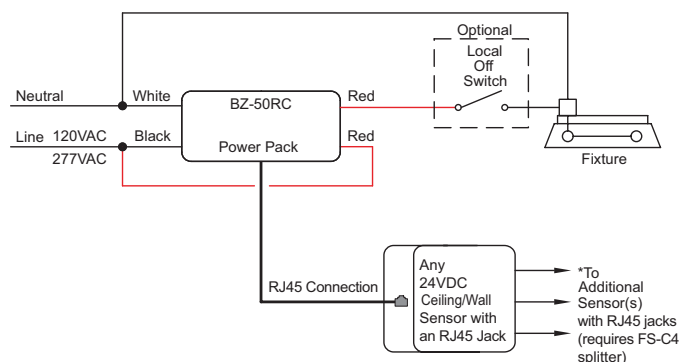


Models
BZ-50RC BZ-50
Specifications and Features
Power: 120/230 (1P, L-N)/277VAC, 50/60Hz
Output: 225 mA @ +24VDC with relay connected 120/277 VAC, 20 A
Low Voltage Connections: RJ45 connection to FS sensors Control in, common, +24VDC
For use with all low voltage fixture sensors
Weight: 5.6 oz (158.8 g)
RJ45 receptacle for easy plug and play with all low voltage FS sensors
Zero Crossing Circuitry for increased sensor life
UL 2043 plenum rated
Operating conditions: 32°F to 104°F (0°C to 40°C); 5% to 95% RH, non condensing
UL and cUL listed
Indoor use only
Five year warranty
Materials
ABS, flame retardant
Meets materials restrictions of RoHS

### Installing the BZ-50RC in a Light Fixture

1. Determine an appropriate mounting location for the power pack.
2. Attach the power pack to an electrical enclosure.
3. Connect wires to load as described in the wiring section.
4. Connect wires to electrical supply as described in the wiring section.
5. Connect the RJ45 from the sensor to the RJ45 on the power pack.
6. Restore power from the circuit breaker.



**Wiring Diagram**

**Figure 1. BZ-50RC wiring to lighting load and sensor**
**Notes**

1. Power packs should be installed in accordance with state, local and national electrical codes and requirements.
2. Power packs are designed to attach to existing or new electrical enclosures with 1/2 inch knockouts.
3. For plenum return ceilings, use UL listed plenum-approved cables.
4. The BZ-50RC is a Class 2 Output Power Supply, suitable for parallel interconnection of up to 10 units maximum. This power pack is UL Listed for Interconnection of Power Sources in accordance with the National Electric Code.

**Ordering Information**

Catalog #	Master Pack Details				
	Master Pack Quantity	Case dimensions (inches)			Weight (pounds)
		Length	Width	Height	
BZ-50RC	40	13.46	13.58	9.06	15.0
BZ-50	40	13.46	13.58	9.06	15.0
FS-C1	160	14.17	11.02	11.02	31.62
FS-C1-20	120	13.38	18.50	13.97	44.92
FS-C2	700	15.0	18.50	19.0	16.82
FS-C2-J	500	13.46	13.58	10.0	4.02
FS-C3	350	15.0	13.50	19.0	28.08
FS-C4	750	16.34	12.75	20.27	40.0
FS-C5	600	14.17	11.02	14.17	22.34
FS-C6	500	15.0	13.50	19.0	24.62
FS-CK-2	320	20.0	17.50	14.0	25.0

Inner Pack Quantity	Inner Pack Details			
	Case dimensions (inches)			Weight (pounds)
	Length	Width	Height	
10	13.0	6.30	3.93	3.55
10	13.0	6.30	3.93	3.55
10	13.0	9.0	2.0	1.9
5	13.0	9.0	2.0	1.8
20	13.0	9.0	2.0	20.0
100	7.0	4.0	1.50	0.36
10	13.0	9.0	2.0	0.76
15	9.0	7.0	1.0	0.76
30	12.0	6.0	1.0	1.04
10	13.0	9.0	2.0	0.46
80	19.5	8.0	6.25	5.5

Catalog #	Color	Description	Input Voltage
<input type="checkbox"/> BZ-50RC	White	Universal Voltage Power Pack with RJ45 connection	120/230 (1P, L-N) /277 VAC, 50/60Hz
<input type="checkbox"/> BZ-50	White	Universal Voltage Power Pack with flying leads	
<input type="checkbox"/> FS-C1		10' (3.048m) cable with shielded RJ45 male connectors at each end	
<input type="checkbox"/> FS-C1-20		20' (6.096m) extension cable with shielded RF45 male connectors at each end	
<input type="checkbox"/> FS-C2		6" (0.152m) cable with 3 flying leads at one end and a shielded RJ45 male connector on the other	
<input type="checkbox"/> FS-C2-J		RJ45 override jumper	
<input type="checkbox"/> FS-C3		3' (0.914m) cable with shielded 90° male RJ45 on one end and shielded straight male RJ45 on the other	
<input type="checkbox"/> FS-C4		Shielded RJ45 splitter with female to dual female receptacles	
<input type="checkbox"/> FS-C5		Shielded RJ45 male to male coupler	
<input type="checkbox"/> FS-C6		24" (0.610m) cable with 90° RJ45 connector and 3 flying leads	
<input type="checkbox"/> FS-CK-2		6" (0.152m) cable with 3 flying leads at one end and shielded RJ45 male connector at the other, plus shielded male to male coupler	

Information supplied above is subject to change.

Harmonization code: 8504406001. Country of origin: China.