

NOTES: UNLESS OTHERWISE SPECIFIED

1. THE MODULE ASSEMBLY PART NUMBER CONSISTS OF 7 ELEMENTS, AS FOLLOWS:  
(CONFIGURE MODULE PART NUMBER USING THE TABLES BELOW)

- BASE NUMBER: (HD6FP)
  - PROFILE ("A"), USE TABLE 1,
  - ADAPTER TYPE ("BB"), USE TABLE 2,
  - FIBERS PER MODULE ("C"), USE TABLE 3,
  - SLEEVE MATERIAL ("D"), USE TABLE 4
  - ADAPTER COLOR ("E"), USE TABLE 5,
  - HOUSING COLOR "-XX", USE -00, BLACK.
2. DUST CAPS OR PLUGS SHALL BE PROVIDED INSTALLED, BOTH SIDES.
3. DIMENSIONS ARE IN INCHES.




TABLE 1	
"A"	PROFILE
F	FLUSH

TABLE 2		
"BB"	ADAPTER TYPE	SEE FIGURE
LC	LC (DUPLEX)	1
SC	SC (SIMPLEX)	2
MP	MPO	3
MD	MDC	4

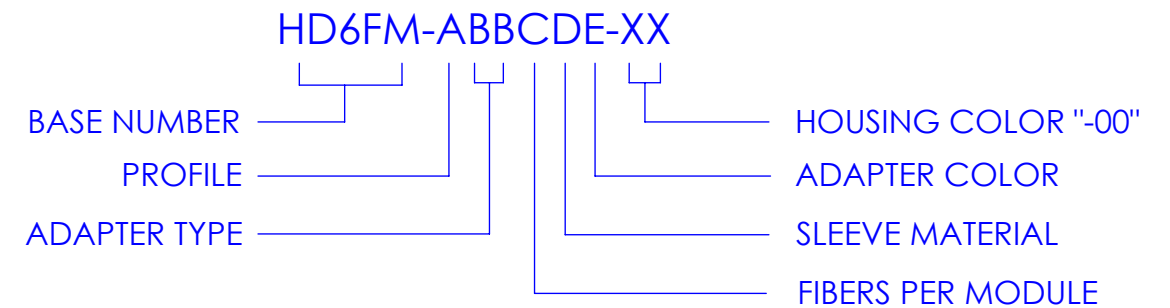
TABLE 3	
"C"	FIBERS PER MODULE
1	1 FIBER
2	2 FIBERS
4	4 FIBERS
Z	NOT APPLICABLE

TABLE 4	
"D"	SLEEVE MATERIAL
A	NONE (OPPOSED KEY)
C	CERAMIC
D*	NONE (ALIGNED KEY)

TABLE 5	
"E"	ADAPTER COLOR
A	BLUE
C**	GREEN
E*	SLATE/GRAY
F	WHITE
H**	BLACK
I	YELLOW
L	AQUA
M**	BEIGE
Q	LIME

\* NOTE: THIS ADAPTER IS AN "ALIGNED" KEYWAY GEOMETRY, MPO ONLY.

\*\* NOT AVAILABLE FOR MDC.

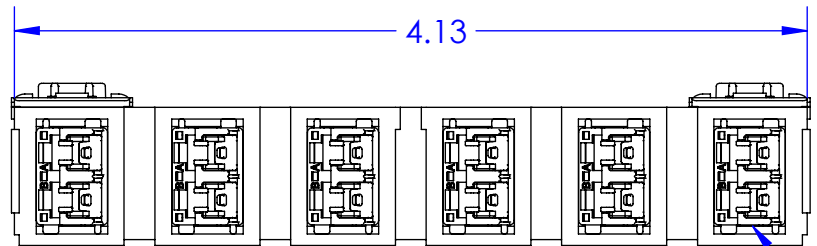


PART NUMBER LEGEND

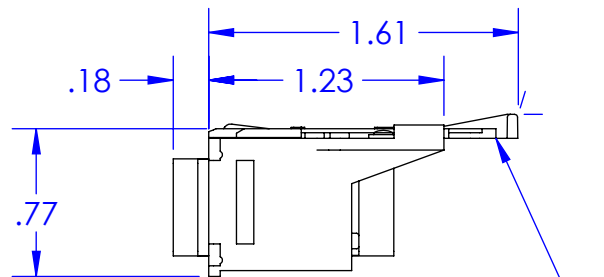
SEE NOTE 1

<p>*** NOTICE *** THIS DOCUMENT CONTAINS CONFIDENTIAL AND/OR PROPRIETARY INFORMATION INTENDED FOR USE ONLY BY THE INDIVIDUAL(S) PROVIDED. NEITHER THIS DOCUMENT, NOR ANY INFORMATION CONTAINED HEREIN, MAY BE COPIED, DISTRIBUTED, DISCLOSED TO ANY THIRD PARTY OR USED IN ANY MANNER OTHER THAN FOR WHICH IT HAS BEEN PROVIDED, WITHOUT THE PRIOR WRITTEN CONSENT OF LEGRAND, INC. MANUFACTURING RELEASE. PRODUCT SPECIFICATIONS AND STANDARDS ARE SUBJECT TO CHANGE WITHOUT NOTICE.</p>					<a href="http://WWW.LEGRAND.US">WWW.LEGRAND.US</a>	
<p>TITLE</p> <p>ASSY, FEED THRU COUPLER, 6 ADAPTERS, HD</p>			<p>SIZE B</p> <p>CAD FILE HD6FMABBCDEXXC</p>		<p>DWG NO HD6FM-ABBCDE-XX</p>	
<p>NAME DATE</p> <p>DWN R.JG 03/23/2018</p> <p>CHK DMS 03/26/2018</p> <p>APPR RH 3/25/2018</p>			<p>SCALE 1:1</p>		<p>REV 08</p> <p>SHEET 1 OF 2</p>	

D



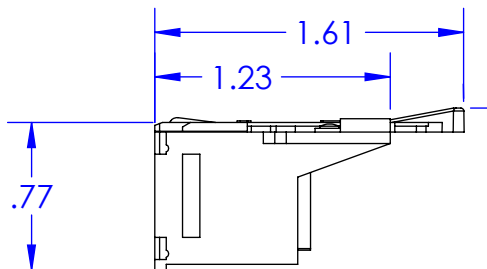
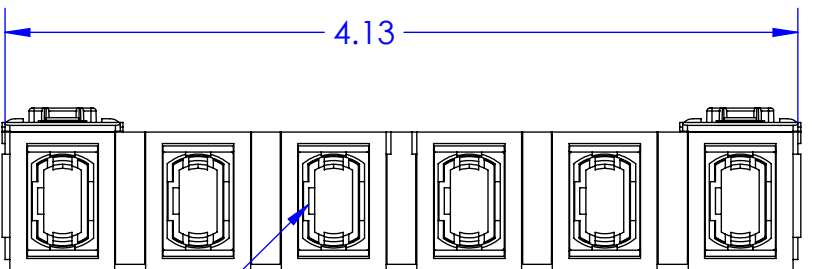
LC DUPLEX SHUTTERED ADAPTER



SLIDES TO SECURE MODULE INTO PANEL MOUNTING (SHOWN IN CLOSED POSITION)

FIGURE 1  
ADAPTER: LC DUPLEX  
"HD6FM-FLC2CA-00" SHOWN

C



MPO ADAPTER (PER TIA-568 SPEC)  
NOTE: WHEN ADAPTER COLOR IS "E", KEYWAYS ARE ALIGNED. SEE PART NUMBER LEGEND

FIGURE 3  
ADAPTER: MPO  
"HD6FM-FMPZAC-00" SHOWN  
(DUST PLUGS NOT SHOWN)

B

A

2

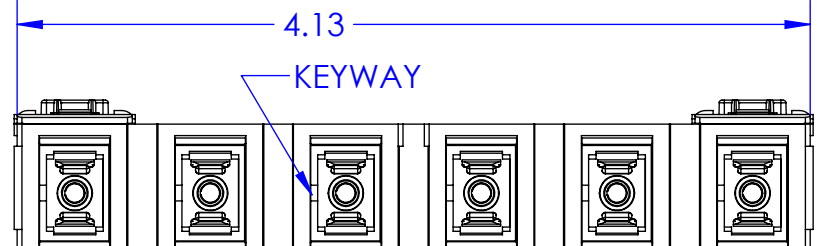


FIGURE 2  
ADAPTER: SC SIMPLEX  
"HD6FM-FSC1CA-00" SHOWN  
(DUST CAPS NOT SHOWN)

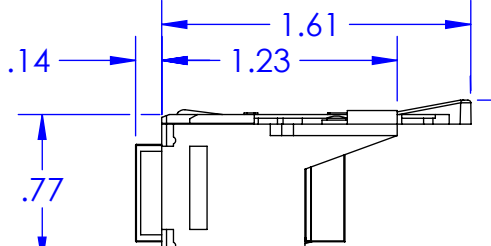


FIGURE 4  
ADAPTER: MDC 2 PORT  
"HD6FM-FMD4CA-00" SHOWN  
(DUST CAPS NOT SHOWN)

D

C

B

A



WWW.LEGRAND.US

SIZE	CAD FILE	DWG NO	REV
B	HD6FMABBCDEXXC	HD6FM-ABBCDE-XX	08
SCALE	1:1	SHEET	2 OF 2

4

3

2

1