

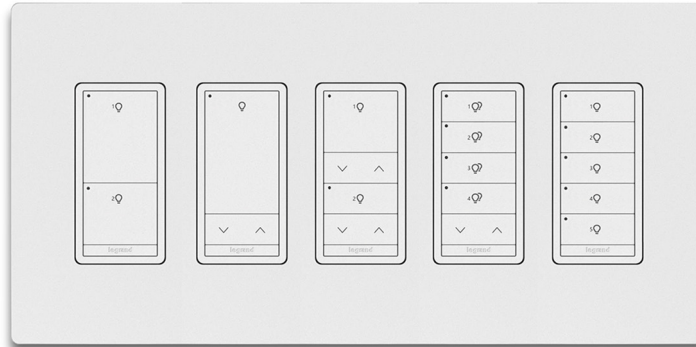
# SLIM SWITCHES

## SW SERIES WIRELESS SWITCHES

Modern, architecturally-focused aesthetic provides a premium appearance

Available in 7 color offerings

Five button configurations for zone or scene control



Uses Legrand Radiant wallplates via integrated mount or standard decorator wallplates if removed

Wallbox or surface mounting

Increased user ease via standard icons or optional custom engraving



### DESCRIPTION

The SW Series Slim Switches are programmable, low voltage devices for manual on/off, dimming, and scene control of one or more loads from one or more locations. They are part of the Wattstopper PLUS system and can control any Wattstopper PLUS load(s) connected to the system.

### APPLICATIONS

The SW Series Slim Switches are recommended for all commercial applications, including those in commercial offices, education environments, and health care facilities. Multiple button configurations are available for applications ranging from single zone control, multi-zone control, and scene control, including ON/OFF only and dimming.

Wireless PLUS Slim Switches also support both traditional wallbox mounting and adhesive surface mounting as shipped. Multiple switch types and quantities can be used in the same switch gang in either mounting configuration to create the ideal project-specific user control scheme. SW Series Switches are also capable of controlling lighting between spaces, enabling more advanced control systems where needed.

### OPERATION

Wireless PLUS Slim Switches are battery powered devices that communicate wirelessly to any PLUS wireless manager. SW Series Switches are paired and programmed using the Wattstopper Polaris software, enabling project-specific sequence of operations from single-zone control to multi-zone scene control.

### BUTTON LEDs

Each button on a wireless PLUS Slim Switch is equipped with a white LED that briefly illuminates when loads or scenes controlled by the button are active. The topmost button also includes an RGB LED to communicate various system status messages. For example, when the device battery is low, the topmost button will briefly flash red upon a button press to indicate battery replacement is recommended.

### FEATURES

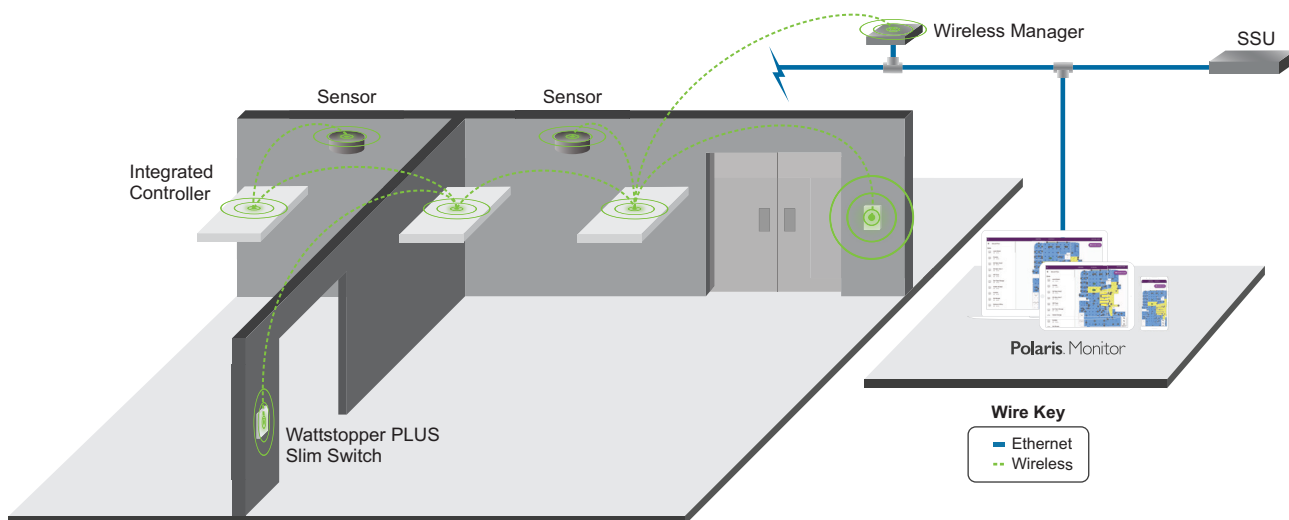
- Modernized aesthetic provides a premium appearance while maximizing user ease
- Standardized icons and arrows are flexible for any lighting control scenario
- Customized text and icons available
- Sleek single gang devices fit decorator wall plates
- Switches may be used for multi-way control
- Includes single-gang Legrand Radiant Wallplate
- Built-in (removable) mounting features for Radiant Wall plates maximize installation ease while maintaining support for standard decorator plates
- Supports both wall box and surface mounting via included adhesive pad
- Available in seven color offerings

PROJECT		LOCATION/ TYPE	
---------	--	-------------------	--

## SPECIFICATIONS

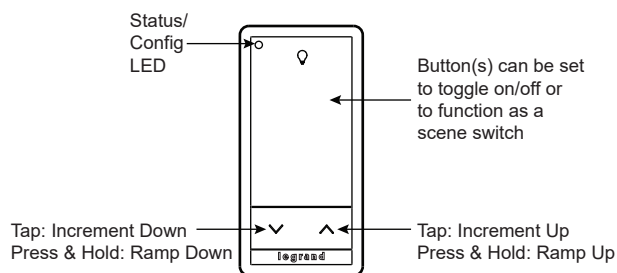
- Power: Battery, (1) CR2354 Battery, 3VDC (included)
- Wireless (2.4GHz) Range: 30ft line-of-sight to repeater device, 15ft without line-of-sight
- Many button and rocker configurations; LED status indicator for each button
- Mounting: Wall-box via screws or surface via adhesive pad (both included)
- Operating conditions: for indoor use only; 32-131°F (0-55°C); 5-95% RH, non-condensing
- UL and cUL listed (UL916)
- FCC Part 15 Class B compliant
- RoHS Compliant
- Product Environmental Profile (PEP)
- Complies with Electromagnetic Compatibility (EMC) Standards: EN 55032:2015+A11:2020+A1:2020; EN 55035:2017+A11:2020

## SYSTEM OVERVIEW

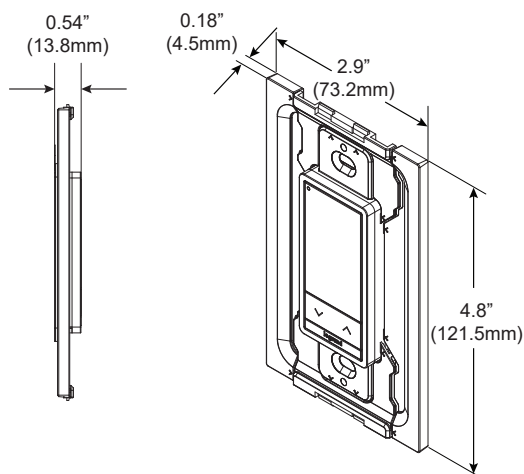


## CONTROLS & DIMENSIONS

### Button and LED Functionalities

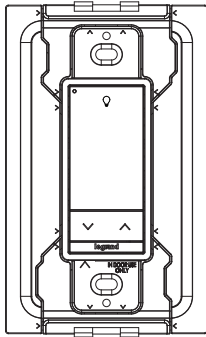


### Mounting

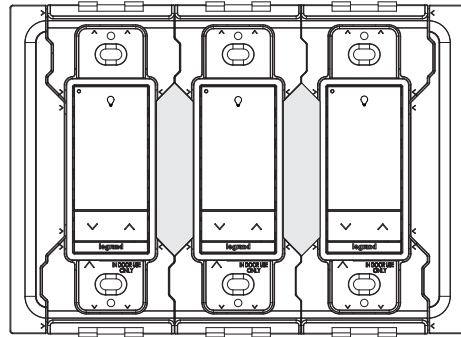


## MOUNTING

Wireless PLUS Slim Switches have an adhesive backing, allowing mounting directly onto walls, metallic panels, glass, or other decorative surfaces. The switches are designed with snap-off wings that allow you to install gangs of 1 to 6 switches, with standard Radiant wall plates.

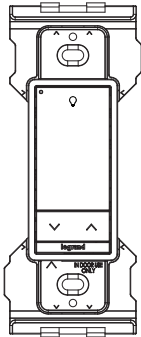


Single Switch adhesive mounting




Remove side wings to adhesive mount multiple switches

Wireless PLUS Slim Switches can also be mounted in a wall box.



Remove side wings to wall box mount using a Radiant cover plate



Remove all wings to wall box mount using a Decora cover plate

## ORDERING INFORMATION

Catalog #		Color	Description	Communication Network
<input type="checkbox"/>	EN-SW-11-ZB-WH	White	1-Button, 1-Rocker Slim Wall Switch  Common Application Single-zone Dimming	Wireless
<input type="checkbox"/>	EN-SW-11-ZB-LA	Light Almond		
<input type="checkbox"/>	EN-SW-11-ZB-IV	Ivory		
<input type="checkbox"/>	EN-SW-11-ZB-GRY	Gray		
<input type="checkbox"/>	EN-SW-11-ZB-BL	Black		
<input type="checkbox"/>	EN-SW-11-ZB-BR	Brown		
<input type="checkbox"/>	EN-SW-11-ZB-RED	Red		
<input type="checkbox"/>	EN-SW-20-ZB-WH	White	2-Button Slim Wall Switch  Common Application Single or Dual-zone On/Off	Wireless
<input type="checkbox"/>	EN-SW-20-ZB-LA	Light Almond		
<input type="checkbox"/>	EN-SW-20-ZB-IV	Ivory		
<input type="checkbox"/>	EN-SW-20-ZB-GRY	Gray		
<input type="checkbox"/>	EN-SW-20-ZB-BL	Black		
<input type="checkbox"/>	EN-SW-20-ZB-BR	Brown		
<input type="checkbox"/>	EN-SW-20-ZB-RED	Red		
<input type="checkbox"/>	EN-SW-22-ZB-WH	White	2-Button, 2-Rocker Slim Wall Switch  Common Application Dual-zone Dimming	Wireless
<input type="checkbox"/>	EN-SW-22-ZB-LA	Light Almond		
<input type="checkbox"/>	EN-SW-22-ZB-IV	Ivory		
<input type="checkbox"/>	EN-SW-22-ZB-GRY	Gray		
<input type="checkbox"/>	EN-SW-22-ZB-BL	Black		
<input type="checkbox"/>	EN-SW-22-ZB-BR	Brown		
<input type="checkbox"/>	EN-SW-22-ZB-RED	Red		
<input type="checkbox"/>	EN-SW-41-ZB-WH	White	4-Button, 1-Rocker Slim Wall Switch  Common Application Multi-zone Scene Control	Wireless
<input type="checkbox"/>	EN-SW-41-ZB-LA	Light Almond		
<input type="checkbox"/>	EN-SW-41-ZB-IV	Ivory		
<input type="checkbox"/>	EN-SW-41-ZB-GRY	Gray		
<input type="checkbox"/>	EN-SW-41-ZB-BL	Black		
<input type="checkbox"/>	EN-SW-41-ZB-BR	Brown		
<input type="checkbox"/>	EN-SW-41-ZB-RED	Red		
<input type="checkbox"/>	EN-SW-50-ZB-WH	White	5-Button Slim Wall Switch  Common Application Multi-zone Load Control	Wireless
<input type="checkbox"/>	EN-SW-50-ZB-LA	Light Almond		
<input type="checkbox"/>	EN-SW-50-ZB-IV	Ivory		
<input type="checkbox"/>	EN-SW-50-ZB-GRY	Gray		
<input type="checkbox"/>	EN-SW-50-ZB-BL	Black		
<input type="checkbox"/>	EN-SW-50-ZB-BR	Brown		
<input type="checkbox"/>	EN-SW-50-ZB-RED	Red		
<input type="checkbox"/>	ENGRAVE-VCHR-EN	N/A	Voucher for customized icons or text (one button set)	N/A